

# LORUS

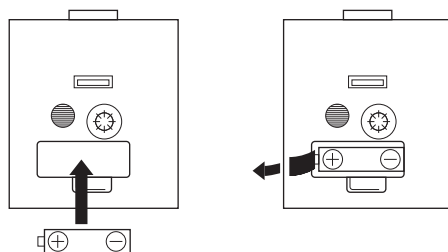
## INSTRUCTIONS

# LORUS

L-HE029-1

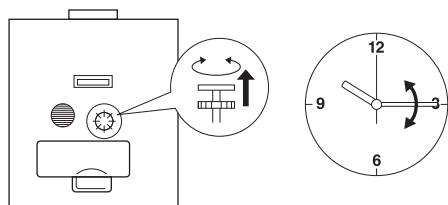
### How to start

- Install the battery or remove the insulator according to the type of your clock.



**Remarks:** The quantity, type and size of batteries may differ depending on the model.

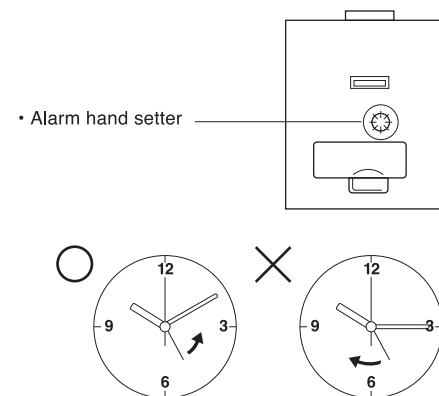
### How to set the time



### Battery life

- Approx. 10 months.

### How to set the alarm time



- To set the alarm time, be sure to turn **the alarm hand** counterclockwise.

### How to disengage the alarm

